
OKI MICROLINE ML380

MAINTENANCE MANUAL

www.drukparts.pl

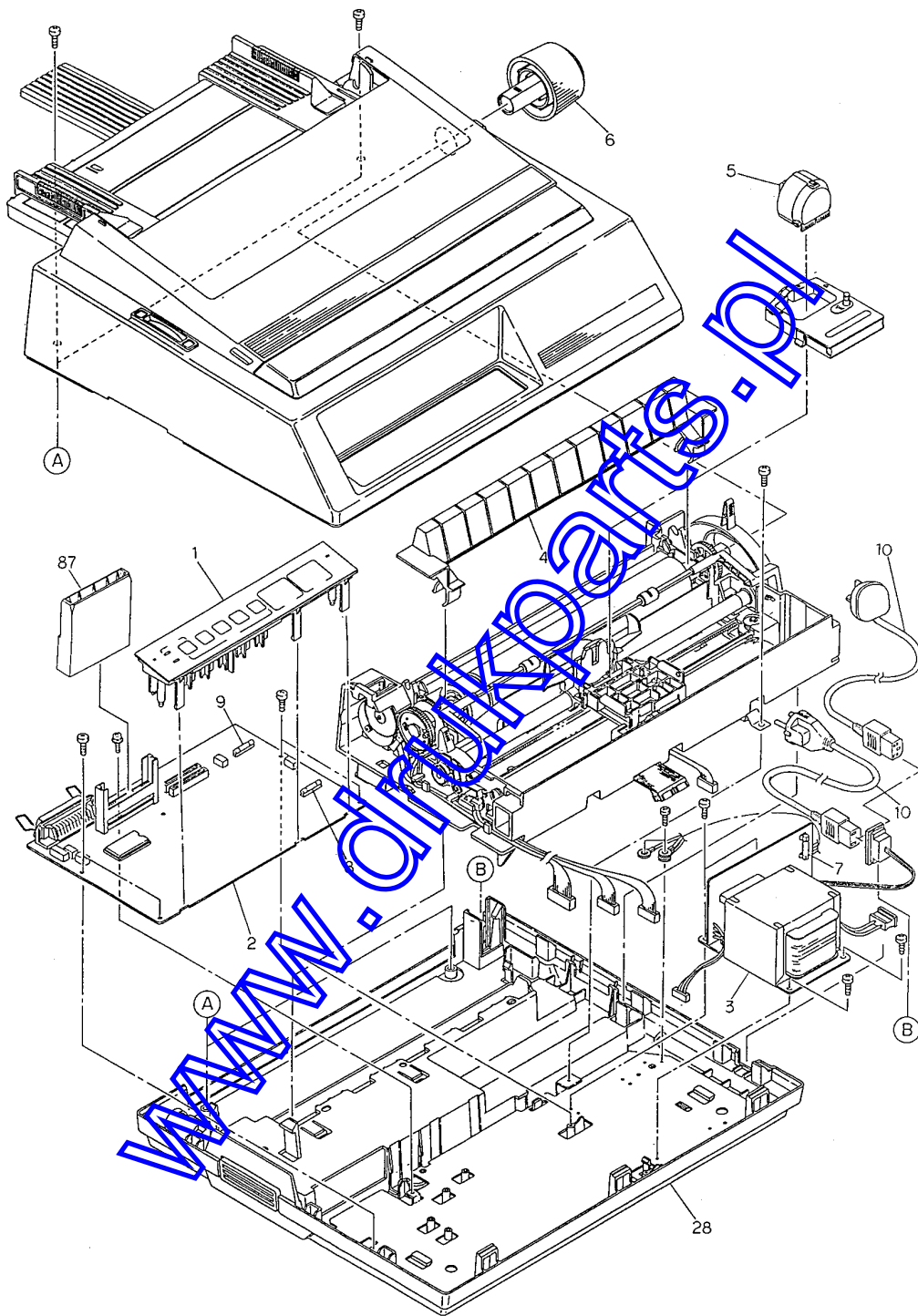


Figure D-1 Printer unit (1/1)

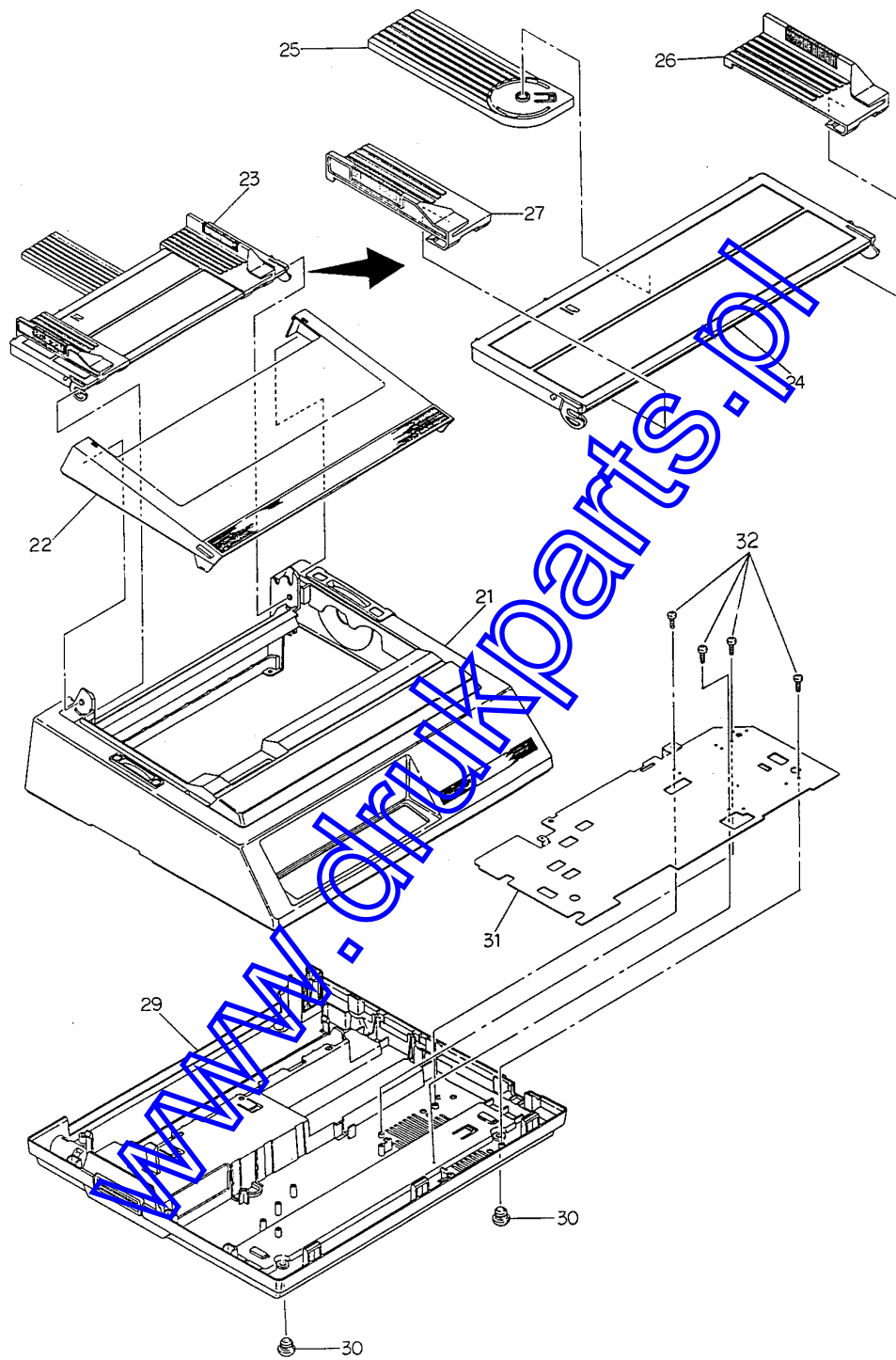


Figure D-2 Cover Part (1/1)

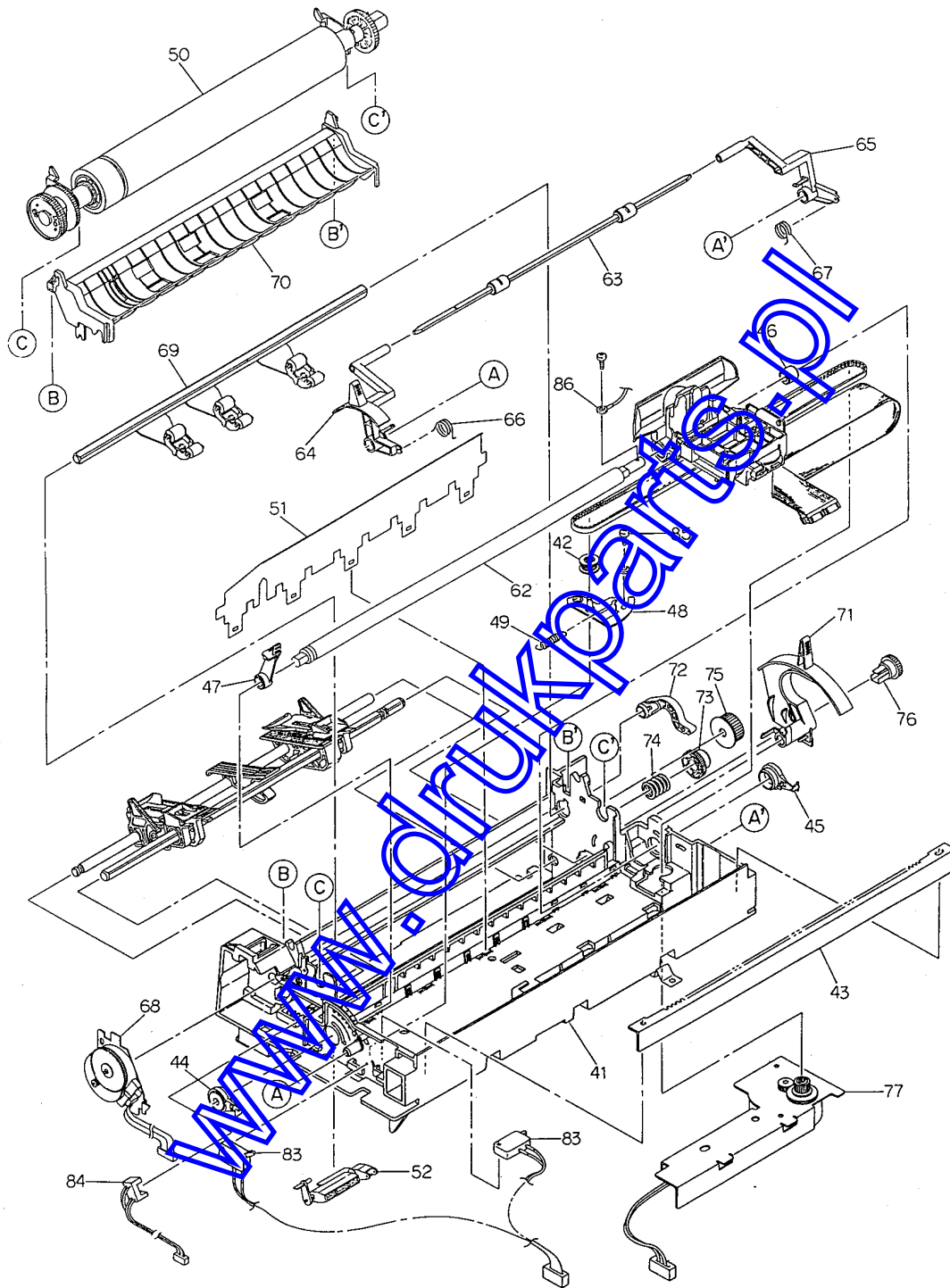


Figure D-3 Printer mechanism (1/2)

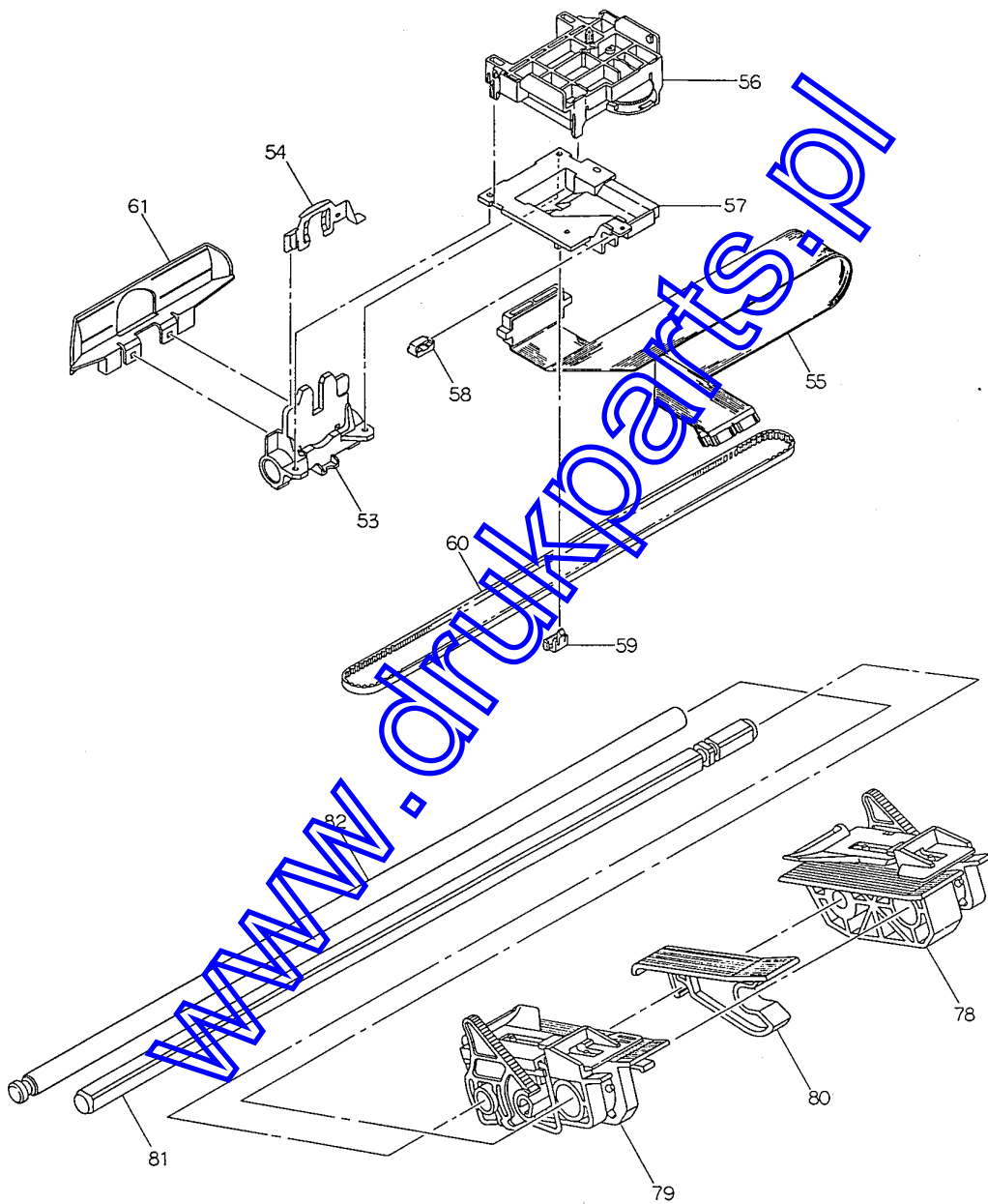


Figure D-3 Printer mechanism (2/2)

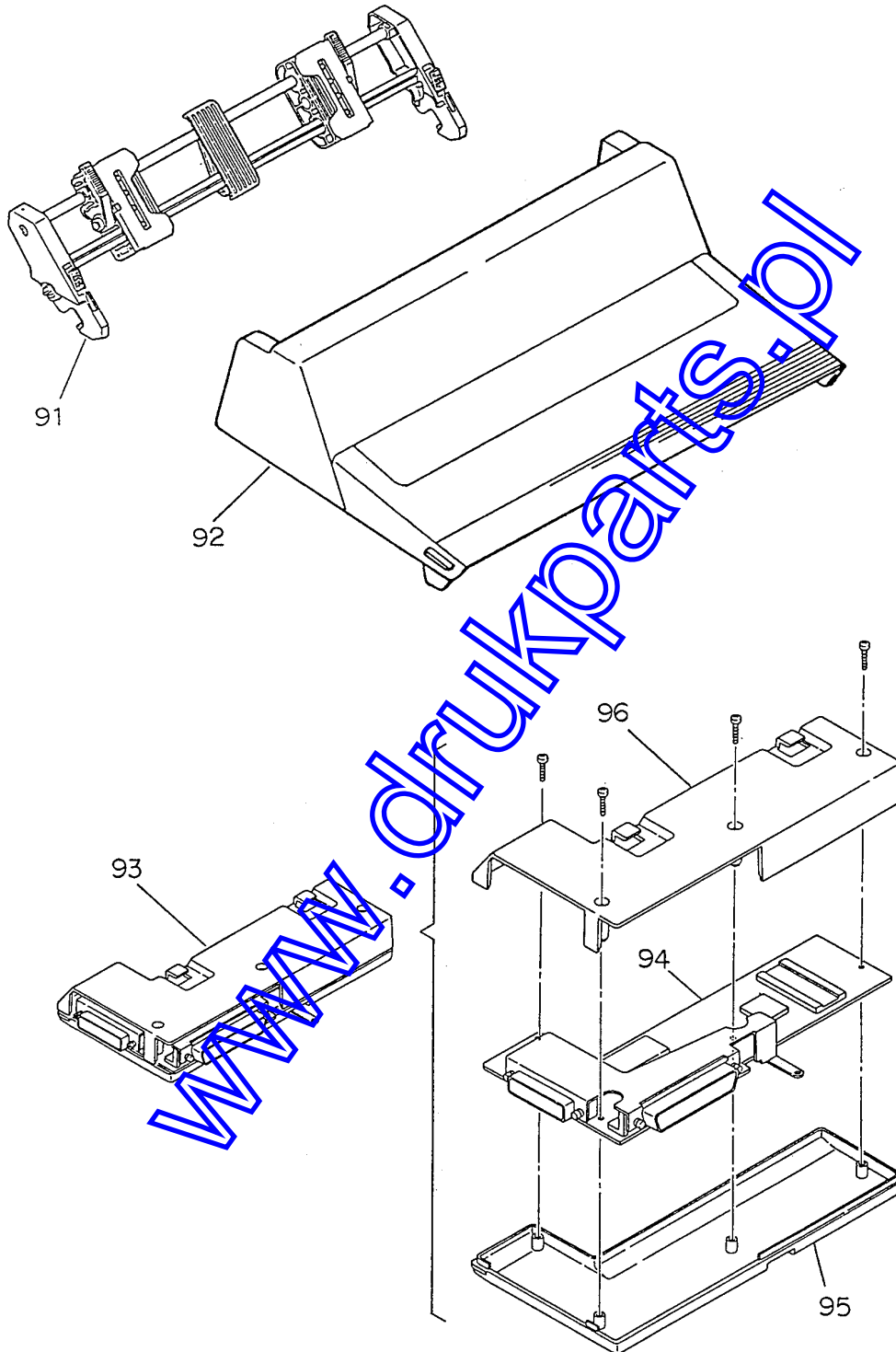


Figure D-4 Option part (1/1)

Spare parts list (1/3)

No.	Item No.	Item name	Q'ty	Q'ty of parts for maintenance /year	Remarks
				Unit:500	
	(Printer unit)				
1	3PP4043-3783G2	Operation panel	1	3	
2	4YA4042-1450G2	Control board	1	3	
2	4YA4042-1450G12	Control board	1	3	Without ROM
3	4YB4049-1498P1	Power supply unit	1	3	For 220/240 V
4	2PP4043-3688P1	Paper separator	1	3	
5	4YA4023-2011G2	Printhead	1	9	
6	3PP4025-2871P1	Platen knob	1	3	
7	540A2058T2132	Fuse,250 V,1.25 A	1	10	For 220/240 V
8	540A2046M1162	Fuse,125 V,1.6 A	1	10	
9	540A2046M1252	Fuse,125 V,2.5 A	1	10	
10	3YS4011-1187P1	AC cable	1		220V
10	3YS4011-1213P1	AC cable	1	1	240V
	(Cover parts)				
21	1PP4094-1076P2	Middle cover	1	3	
22	1PP4094-1077P1	Access cover	1	3	
23	2PA4094-1078G1	Sheet separator assembly	1	3	
24	1PP4094-1079P1	Sheet separator	1	3	
25	1PP4094-1080P1	Sheet support	1	3	
26	2PP4094-1081P1	Sheet guide (R)	1	3	
27	2PP4094-1082P1	Sheet guide (L)	1	3	
28	1PA4094-1073G1	Lower cover assembly	1	3	
29	1PP4094-1074P1	Lower cover	1	3	
30	4PB4025-1137P1	Rubber foot	2	5	
31	2PP4094-1085P1	Shield plate	1	3	
32	⊕T2P3-8-HHC	Self-tapping screw	4	20	

Spare parts list (2/3)

No.	Item No.	Item name	Q'ty	Q'ty of parts for maintenance /year	Remarks
				Unit:500	
	(Printer mechanism)				
41	2PA4043-3751G1	Main chassis	1	3	
42	3PP4043-3683P1	Idle pulley	1	3	
43	3PP4043-3755P1	Space rack	1	1	
44	4PP4043-3684P1	Adjusting bush (L)	1	3	
45	4PP4043-3685P1	Adjusting bush (R)	1	3	
46	4PP4043-3686P1	Eccentric collar	1	3	
47	3PP4043-3687P1	Adjusting lever	1	3	
48	4PP4043-3756G1	Idle pulley bracket	1	1	
49	4LB-193000-1	Coil spring	1	5	
50	3PA4025-2811G5	Platen assembly	1	3	
51	3PP4025-2819P1	Paper pressure guide	1	3	
52	3PP4043-3690P1	Bottom paper end lever	1	3	
53	4PP4043-3764G1	Carriage frame	1	3	
54	4PP4025-1048P1	Head clamp	1	3	
55	3PB4043-3766P1	Head cable	1	10	
56	4PA4043-3767G1	Ribbon feed gear assembly	1	3	
57	2PP4043-3801P1	Carriage plate	1	3	
58	4PP4043-3768P1	Slider	1	5	
59	4PP4043-3802P1	Belt clamp	1	3	
60	4PB4043-3759P1	Space belt	1	3	
61	3PP4025-2836P1	Ribbon protector	1	5	
62	4PP4043-3769P1	Carriage shaft	1	3	
63	4PB4043-3809P1	Bail bar assembly	1	3	
64	2PP4043-3696P1	Bail arm (L)	1	3	
65	3PP4043-3697P1	Bail arm (R)	1	3	
66	4PB4025-2843P1	Bail arm spring (L)	1	5	
67	4PB4025-2842P1	Bail arm spring (R)	1	5	
68	3PB4043-3772P1	Limit motor	1	5	
69	3PB4043-3964P1	Pressure roller assembly	1	3	
70	3PA4043-3777G1	Paper chute assembly	1	3	
71	3PP4043-3703P1	Release lever	1	3	
72	3PP4043-3704P1	Release link	1	3	
73	4PP4043-3705P1	Change gear	1	3	
74	4PP4043-3782P1	Change gear spring	1	3	
75	4PP4025-2868P1	Idler gear	1	3	
76	4PP4025-2869P1	Tractor gear	1	3	
77	3PB4043-3762P1	Space motor assembly	1	5	

Spare parts list (3/3)

No.	Item No.	Item name	Q'ty	Q'ty of parts for maintenance /year	Remarks
				Unit:500	
78	4PA4043-3778G1	Pin tractor assembly (R)	1	3	
79	4PA4043-3779G1	Pin tractor assembly (L)	1	3	
80	4PP4043-3741P1	Center guide	1	3	
81	4PB4043-3865P1	Drive shaft	1	1	
82	4PP4043-3784P1	Lock shaft	1	1	
83	4YX4043-3780G1	Microswitch assembly	1	3	
84	4YX4043-3781G1	Paper end sensor	1	3	
85	4PP4050-2621P1	Self tapping screw	1	3	
86	4YS4011-1607G2	Earth code	1	3	
87	3PP4043-3742P1	IC card guide	1	3	
	(Option parts)				
91	3PA4025-2971G1	Tractor unit	1	3	
92	1PP4094-1084P1	Tractor cover	1	3	
93	4YA4042-1451G2	RS-232C interface module	1	3	
94	4YA4042-1451G11	RS-232C interface board	1	3	Without ROM, cover
95	2PP4043-3717P1	Serial interface cover (lower)	1	3	
96	2PP4043-3718P1	Serial interface cover (upper)	1	3	